



# Newsletter

JANUARY 2026

*In This Issue:*

President's Note  
1

Musings on a Major  
"Transplanting" Event  
3

Too Many Names?  
6

Bringing New Life  
to Elmwood Cemetery  
8

A Year of Roses  
Near Genoa, Italy  
11

Thank You, Larry H. & Gail  
Miller Family Foundation  
13

Volunteer Workday  
in Upper Manhattan  
14

Rose Pruning Party at FSC!  
14

Rose Pruning Party at ARC!  
14

Join Us in Texas  
15

HRF Mission Statement  
& Contacts  
17

*The illustration above is of 'Rosa Mundi'  
by James Sagmiller. This artwork was used on  
the front cover of the first issue of Rosa Mundi,  
the journal of the HRF, in Autumn, 2005.*



HRF President Mike Shoup.

## A Message from Your Friend in Roses

MIKE SHOUP

**B**lack pepper, banana cream pie, citrus, and myrrh are not just descriptions or associations with food. For me, they represent the wonderful nuances in rose fragrances. It is miraculous how we can be etched with lasting memories from those first encounters. Memories that can be deeply meaningful. The scent of the rose "Heavenly Accent" (myrrh citrus) enables me to revisit moments with my mom as we

strolled through her garden. That memory to me is much more significant than its visual beauty. The worthiness of roses can go beyond individual memories though. For some, uncovering the name of the specific rose their grandmother once grew in her front yard is a heartfelt quest. For others, the importance of roses is rooted in their rich historical connection to human civilization. Stories about Josephine's collection of roses at Malmaison or the epic battles in the "War of Roses" where families had roses as emblems on their shields. These are the enduring bonds with roses through time that give them significance far beyond their physical presence, notwithstanding their incredible versatility in the garden. For me they not only impart beauty but persona, allowing the gardener an infinite means of expression. We welcome you to the tangled world of old roses, hoping you enjoy our newsletter as we share her story.

We invite you to join us as we explore what makes roses significant to you. One way will be to attend our upcoming conference on May 1–3. It will feature rose and gardening experts gathering in Tyler, Texas, while the roses are in full bloom. It will be a "garden party" with tours and demonstrations not to be missed. Look for details in this newsletter and be prepared to register soon.

Speaking of conferences, the World Federation of Rose Societies' 17th International Heritage Rose Conference will take place in China April 24–28, 2026. This event highlights the worldwide interest in preserving and educating others about historic roses, a cause that we are proud to champion as representatives of HRF and the U.S. I am thrilled to be a featured speaker and will share our passion for roses on an international stage. The HRF is an associate member of the WFRS. For more information about the conference, visit [www.rose2026.com/index/index/page?id=1](http://www.rose2026.com/index/index/page?id=1).

None of these conferences would be possible without believers in our mission. We are so encouraged by the continued support of the Larry H. & Gail Miller Family Foundation, which is a steadfast champion of our mission. Their generous support with a new endowment is increasing and expanding our abilities to fulfill our mission in preserving and promoting the beauty of roses around the world. We are honored to have friends like these.

Lastly and sadly as I am reminded of the legendary Rose Dango, where rose enthusiasts gathered in

Chambersville, Texas, beneath towering steel umbrellas dripping with the floral displays of rare rose ramblers to hear and exchange ideas on all aspects of rose gardening. Dean Oswald, our host and rose mentor during these events, passed away last month, The Rose Dango was just a small side to his gift to rosarians. His legacy as an ambassador of the rose will always be cherished, but even more important was his friendship and generosity. He will be missed.

See you in the garden,  
Mike Shoup 🌹



Heritage Rose Garden in Tyler, Texas, location of the HRF 2026 Conference.



## Musings on a Major “Transplanting” Event

MALCOLM MANNERS

The Indiana front yard in December. A landscape very foreign to a Floridian!

We often hear or give the advice that one should grow roses appropriate to the climate and growing conditions where we live, and that doing so will make the job much easier than if we attempt to grow things not well-suited to our conditions. I’ve recently experienced a major change in garden conditions, and thought I’d comment on how those changes have affected my gardening.

As many of our members know, for the last 44 years, I taught horticulture at Florida Southern College, in Lakeland. Early in those years, Lakeland was in USDA Zone 9B, but the most recent map puts it in 10A. There, we dealt with hot, humid, rainy summers, and cool (but never very cold), relatively dry winters. The only time we ever saw freeze damage to our roses was Christmas, 1989, and then only plants grafted on ‘Fun Jwan Lo’ (*R. x odorata*) roots showed significant damage. Soils there tend to be very light, excessively well-drained sands, poor in all nutrients but phosphorus (of which there is an overabundance), infested with nematodes, and never dropping much below 70°F even in mid-winter.

Growing roses in such a climate has its challenges—black spot (but seldom powdery mildew and almost never downy mildew or rose rust), chilli thrips, and soil-borne nematodes. The lack of chilling temperatures in the winter

meant that many of the heritage rose classes seldom if ever flowered, including Gallicas, Hybrid Chinas, Albas, Centifolias, and nearly anything else that is once-flowering. On the other hand, it was extremely easy to grow Chinas, Teas, Noisettes, Hybrid Musks, true Musks, and many other classes of roses better-adapted to that climate.

I retired from teaching at FSC this past summer and bought a house in central Indiana, with .61 acre of land. It’s in a cul-de-sac, and is pie-wedge-shaped, with most of the land in the back yard. The lot has a very gentle slope, is mostly sunny, and has good-quality, well-drained soil. I brought with me rooted cuttings of about 25 varieties of roses that I believe will do well in this Zone 6A climate. In addition, I plan to add some Gallicas, Albas, Centifolias, and Moss roses, in the spring.

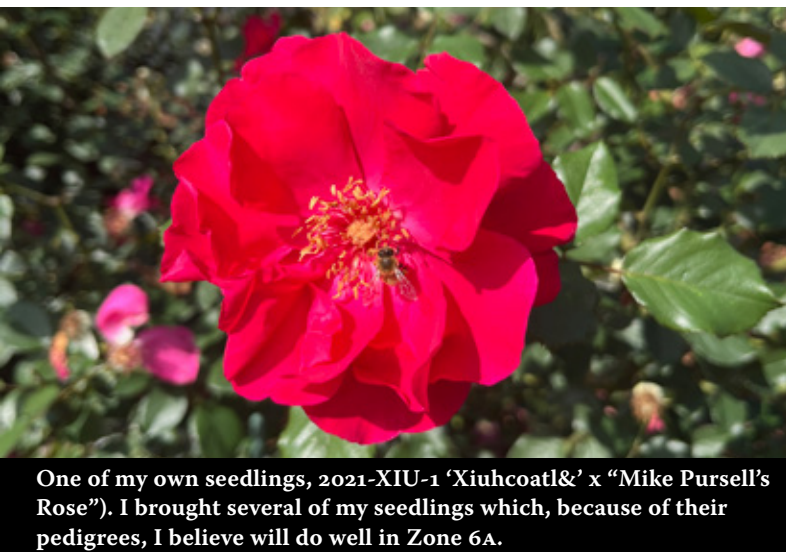


A row of roses in front of the house. I’ve planted red tulips and yellow trumpet daffodils around them, for earlier spring color.



**“Ethel Yount’s White.”** Possibly actually ‘Alba Semi-plena.’ My grandmother (Ethel Yount) had this rose in her northwestern Pennsylvania garden before the 1930s. It never flowers in Lakeland, but should thrive in Indiana. Photographed at the Morris-Jumel Mansion, New York City.

One major readjustment is that at FSC, I managed two gardens and a greenhouse facility with over 400 roses. But we had a full-time horticulturist working for us, as well as several students in the work-study program. We often had introductory horticulture classes plant, prune, fertilize, and propagate roses. Then, every spring, various rose societies, garden clubs, Master Gardener groups, faculty, staff, alumni, and friends would come for a big pruning party to get the gardens in shape for the spring bloom. Now, in my own home garden, I have fewer roses to deal with, but it’s all me! So that will take some getting used to.



**One of my own seedlings, 2021-XIU-1 ‘Xiuhcoatli’ x “Mike Pursell’s Rose”.** I brought several of my seedlings which, because of their pedigrees, I believe will do well in Zone 6A.

A big change that I noticed was in digging the planting holes for the roses. Whereas Florida’s sandy soil is easy to dig, Indiana’s clay loams, with numerous rocks, proved to be far more difficult! On the other hand, while under Florida conditions, I would usually use a full 20-gallon bag of potting soil in the planting hole, the Indiana soil is already

pretty good for rose growing, so I was able to add far less organic matter, to make a really nice soil mix.

As stated earlier, our Florida soils had high phosphorous levels and not much else, whereas my Indiana soil is rich in potassium and several micronutrients, but extremely deficient in phosphorus. I need to make major changes to my fertilizer program. Black spot disease will still be a problem here, but fortunately there are no chilli



**‘Celestial’.** Photographed in Kirkwall, Orkney Islands, Scotland.

thrips to worry about. However, there are Japanese beetles and rose midge to deal with. Counties around the area have experienced some rose rosette, although it does not appear to be present here (yet).

The roses I brought with me were things that I knew from literature to be quite cold-hardy, or which I believe will be, based on their genetics. Nevertheless, I planted the



**‘Stanwell Perpetual’**, photographed at FSC, where it was happy when grafted to ‘Fortuniana’ roots, but it should be even happier in Indiana.

own-root bushes several inches deeper than they had been, in the pots, and then after the first hard frost, I mounded several inches of fine bark mulch over the bases of the plants, as a winter protection. I saw the great value of such a mulch first-hand several years ago, when I took students to the Remember Me Rose Garden near Shanksville, Pennsylvania, for spring pruning and clean-up. We found that the Hybrid Teas there had mostly frozen down to the top of the mulch, but when we pulled the mulch aside, it was obvious that the buried canes were undamaged and bursting into growth.



**Dr. Malcolm Manners ('Virvalencia'), bred by Viru Viraraghavan. Questionably cold hardy in Indiana, but I have to give it a try!**

Of course, one big advantage of growing roses in Florida was the 10½ months of bloom per year (the other 1½ months without flowers simply because we did a severe pruning each spring). There will be fewer months of bloom here, but likely with larger flowers with a higher petal count and richer colors than we achieved in Florida, because of the cooler weather during their development

At Florida Southern, our rose gardens were, as their name implies, gardens just of roses. We generally avoided companion planting because of the challenge of weeding



**'Mme. Boll' (a.k.a. 'Comte de Chambord'). One of the first heritage roses I ever grew, and it was in the first batch of roses that we heat-treated for rose mosaic virus disease at FSC.**

a mixed garden. In Indiana, I'm planting peonies, iris, daffodils, crocus, tulips, and other perennials near the roses, and will likely supplement with flowering annuals in the summer and fall. So that will give a very different look to the garden.

I've joined the Indianapolis Rose Society, realizing that local rose societies are a great source of information on local growing techniques. Of course, friends from colder climates in the Heritage Rose Foundation have been helpful in converting me to the art of northern rose growing. I am eagerly awaiting seeing the results next spring! 🌹



**Charles de Mills. Another Gallica. I'm aware that he suckers incorrigibly, but I want to grow him anyway.**



Bill Harp with 'Bengal Crimson' in Chelsea Physic Garden.



'Bengal Crimson' in Ecclestone Square.

**Too Many Names?**  
ANITA CLEVINGER

**A**t one of the Sacramento Historic Rose Garden rose sales, a volunteer donated “Bengal Fire,” which she had bought from Heronswood Nursery. She said it was imported from an English botanical garden. There was no rose listed under that name in HelpMeFind. Intrigued, my friend Bill Harp bought it and fell in love with its dark red single flowers with long, curly yellow stamens. Chinas are well-suited to Sacramento’s USDA Zone 9B climate. It bloomed repeatedly, with a burst of bloom in mid-December. We planted it in the cemetery, propagated it for future rose sales, and tried to identify it.

Gregg Lowery suggested that it was “Miss Lowe’s Variety.” His Vintage Gardens catalog describes it as having “sculpted, single flowers of velvety crimson scarlet, produced in such profusion and continuity as few other roses.” They suspected that it was the same as ‘Crimson Bengale’.

When I visited Roger Phillips’ Eccleston Square garden in London in 2009, I was thrilled to see a row of roses that looked just like our “Bengal Fire,” labeled ‘Bengal Crimson’. He said that his plants grew from



Chelsea Physic Garden label for 'Bengal Crimson'.



“Bengal Fire” in Sacramento Historic Rose Garden.



cuttings taken from the Chelsea Physic Garden. Aha! That was, most likely, Heronswood's source! He also said that he thought it must be very close to a species rose, because roses grown from its seeds seemed identical.

When I asked him about the different names that had been used for this rose, he just shrugged and said, "Too many names, not enough roses."

On a return trip to England, Bill and I hastened to Chelsea Physic Garden, where he posed in front of a magnificent 'Bengal Crimson.' We agreed that it was the same as the roses that we grew and loved.

I spotted this rose in two other locations, under two more names. In Italy, it is in commerce as 'Sanguinea', and it's often used as a hedge or specimen plant. It's also been found in Australia's Rookwood Cemetery, where it received the found name, "Rookwood China."

Redouté depicted a very similar single red China rose under the name *Rosa indica* Thory. Is it the same rose, or just one of a group of similar roses?

Sacramento cemetery volunteers had another name for it: "The Christmas Rose." We thought it would be a great plant to decorate with some lights and ornaments during the holiday season. Who needs poinsettias when you can have such a delightful rose to decorate your garden all year long? 🌹



**"Bengal Fire" in Sacramento Historic Rose Garden.**



Image courtesy of HelpMeFind.com.



Image courtesy of HelpMeFind.com.



***Rosa indica* var. 'Miss Lowe' by Miss E. A. Lowe.**



**'Sanguinea' in Italy.**

Photo: by Anita Clewinger.



## Bringing New Life to the Elmwood Cemetery

CHRISTOPHER GORDON

The author with Cemetery president Eleanor Molloy.

**T**he Elmwood Cemetery is an active non-sectarian rural or garden cemetery straddling the border of New and North Brunswick in central New Jersey, USA. Eleanor Molloy is the current president—the seventh from her family, which has owned the land since before the cemetery was founded, and which has operated the cemetery since its establishment in 1868. At about 50 acres in size, it represents the earliest public green space set aside for this town, as was the intent of the rural cemetery movement in the mid-19th Century. A list of some local notables who are resting here can be found on the [Wikipedia page for the cemetery](#). Guided historical walking tours are offered (for free) several times through the year. For more information on them and other events, see the cemetery’s webpage linked at the start of this paragraph.

I approached Eleanor back in 2018 with an idea about creating gardens in some of the family lots, inspired by the work done at the Sacramento Historic City Cemetery. My intent was to start something on my own, and expand the effort to include volunteers. Over the years since, we faced a few setbacks and issues, and we have had only a few volunteer events to help with some tasks, but there has been noticeable progress as we’ve gotten back on track.

Deer were an issue a few years back. I lost quite a few plants over the two or three years when the population rose to close to twenty. What I’ve come to learn is that if I plant perennials that they find repulsive first, I can add roses later, and the deer seem to not realize they’re there. If I see some nips, deer spray and/or Irish Spring soap shavings have been helpful. Now that the hoofed population has



From top: creating an edge, laying cardboard, covering with wood chips, and the planted bed.

been significantly reduced, the roses seem much less nibbled. I continue to plan plantings with non-rose species first, then decide about adding roses later. Thus far, about 60 roses are planted in some of the gardens.

My original intent was to use only date-appropriate plants—including roses—in the gardens, to create the illusion that they were planted around when the residents were buried. I've since broadened this to use modern facsimiles—more recent cultivars of “old-fashioned” plants—as well as native species, which made sourcing material less of a cumbersome task. Where possible—and especially with roses—date-appropriate cultivars have still been used. The gardens were laid out to invite visitors to enter the family lots, with unplanted paths leading to the front of each stone within, and planted areas surrounding those paths.

The starting formula was to choose a date-appropriate *Narcissus* for each garden, accompanied by some smaller complementary early-blooming flowering bulb. The majority of the bulbs came from [Van Engelen](#), and a few cultivars from [Brent and Becky's](#). As another layer, I added date-appropriate bearded iris cultivars, one per family. These were graciously donated—‘Crimson King’ originating from the Sacramento Cemetery by Kim Rupert, and several oldies collected from cemeteries and identified by Diego Celis. As a future layer, I have a collection of *Aquilegia* species and cultivars as seed stored in my refrigerator—again, one per bed. Other date-appropriate plants will be grown from seed and added over time as well.

Then, site-appropriate perennials were added, which were purchased as landscape plugs from somewhat local nurseries who shipped. Currently, we have used [North Creek Nursery](#) and [Stonehouse Nursery](#), and [New Moon Nursery](#) will be added as a third source for some future plantings. These nurseries are wholesale-only, but so long as there is a registered business name, an account may be created for purchasing. Using perennial plugs in flats is a very economical way to acquire the large amount of material necessary for these plantings, with most individual plants priced in the range of \$2–\$3 each, arriving in flats of 32 or 50. We have found that they establish more quickly than larger-sized material, and by their second year, they appear as if 1-gallon sized plants were installed.

photos by Christine Bergman



"Darlow's Enigma."



*Iris flavescens.*



'Mary Queen of Scots'



*Rosa rugosa 'Alba'*

Planting perennials has been occurring in stages—the first few in 2023, then a few more in 2024, and several more in 2025. As of now, ten areas have been planted with perennials, each area ranging in size from one to four family lots. Additionally, several other family lots and areas have been planted with date-appropriate *Narcissus* and complementary spring-flowering bulbs. And there are other attractively planted areas of the cemetery which were completed before me.

This year, I chose a mix of naturalizing bulbs for a modified *stinze* planting gracing headstones in an area that has been difficult to maintain with mowing. The species chosen will self-seed, and bloom times range from mid-March through early June, in succession. We had a volunteer day planting all 6,000 or so bulbs, which was easier than you think, because they ranged from about the size of a chickpea to a hazelnut, and went only about four inches deep. Using drain spades allowed us to quickly pry the soil to the correct depth, then we dropped a bulb, and stamped the soil closed with our feet. It could all be done while standing. Next year, we'll have another volunteer day for sprinkling a low-growing wildflower seed mix over where the bulbs were planted. And from then on, the only maintenance for the area will be running a mower along the paths and then allowing the flowers to do as they please between and behind the headstones—no more weed-whacking necessary.

Progress is slow since I'm here only about 5–10 hours per week and have other tasks besides these gardens as a part-time employee of the cemetery. I'd love to have Saturdays for volunteers to come and tend the areas I've planted, as well as creating new areas. Eleanor and I will be reaching out to local garden clubs and the county Master Gardeners in 2026, so hopefully I won't be out there by myself. Having a 50-acre green space with history and beauty in an urban-leaning suburb is something locals should cherish, and we do see frequent visitors simply enjoying walks here. If anyone in the HRF is nearby and interested in volunteering, please feel free to contact me by email—[cgordon2@buffalo.edu](mailto:cgordon2@buffalo.edu)—or the cemetery directly (website link at beginning of article). And if you're on Facebook, find me there. 🌱

Photo by: Christopher Gordon

## A Year of Roses Near Genoa, Italy

SABRINA MASNATA




Wall painting.

The Trail of Roses (Via delle Rose) winds between Trasta and Murta, villages of Val Polcevara near Genoa. The Roseto de Murta, in a historic cemetery, is the last stage of the route. I wrote about our spring activities and plans in the April, 2025 HRF newsletter. Looking back, I see that 2025 continued to be rich in events, blooms and success.

Starting from late April, we welcomed hundreds of visitors interested in both the history of the cemetery and of our heritage roses.

We reached important goals like the creation of two huge wall paintings featuring roses in the industrial area of our itinerary in Trasta. This was the greatest accomplishment for 2025, as it brought lasting beauty and color to the most degraded area of the trail of roses. Trasta is connected to Murta cemetery by a footpath in the woods that is part of our itinerary. As you move along the main street (Via Trasta) you meet the murals, some of the Hybrid Teas we grow in pots and a few private gardens hosting Hybrid Perpetuals, Polyanthas and Portland roses. The murals were realized by two young local artists, Giovanni Canepa and Andrea Castagnino, who translated in art the core concept of our project: the beauty of roses really can make the world a better place to live. The little girl is blowing petals along the street, thus transforming a neglected and gray area into a beautiful place. In the second work of art, a huge rose (inspired by Picasso's *The Meditative Rose*) brings life to the landscape of Trasta.



Wall painting.

Photos by Sabrina MASNATA.

The photographic exhibition by Stefania Perrone *La Via delle rose, un sogno di bellezza per la Val Polcevera* (*The Trail of Roses, a Dream of Beauty for the Polcevera Valley*), a visual storytelling of our project, was displayed in Palazzo Tursi, seat of the Municipality of Genoa and in other important venues. Next January, it will be brought to Staglieno Cemetery, one of the most important and beautiful heritage cemeteries in the world, [en.wikipedia.org/wiki/Monumental\\_Cemetery\\_of\\_Staglieno](https://en.wikipedia.org/wiki/Monumental_Cemetery_of_Staglieno).

September 4, 2025, marked the 190th anniversary of the Murta cemetery. To celebrate this important milestone, we hosted a conference with local authorities, a concert and our theatre play: *Sleeping on the Hill, Rio Ciliégio Anthology*, which was a huge success.

The city of Genoa dedicated 2025 to its 19th century heritage, and as our little cemetery is a product of that era, so prolific in terms of art and culture, we organised special events focused on some outstanding characters living in the late part of that century whose work or name is connected to some of the roses of our collection: Empress Joséphine, Philippe and Louis Noisette, Philipp Emanuel von Fellenberg, Gilbert Nabonnand, Ellen Wilmott, Robert Fortune and the Italian botanist Eva Mameli Calvino.

If I look back to 2019 when this project started, I see a lot of work done and many challenges faced and overcome, and even if I am aware that the next years will bring us more and more of these, I can't be prouder and more thankful to all the people who've been spending their time cultivating this crazy little dream of mine. You all are included, because by reading the chronicles of a small rose garden, an ocean apart, you contribute to keeping the dream alive! If you ever can come to Genoa, we would welcome you to visit. 🌹




Putting up the exhibit at Palazzo Tursi.



Concert among the roses.



"Sleeping on the Hill, Rio Ciliégio Anthology."



'Fellenberg' at the Muerta cemetery.

## Thank You, Larry H. & Gail Miller Family Foundation

ANITA CLEVENGER

Last year, the Heritage Rose Foundation was honored and thrilled to receive a \$20,000 grant from the Larry H. & Gail Miller Family Foundation. These funds were provided on behalf of a family member, a passionate rose lover who has created Utah's first large-scale field-grown rose farm on 13 acres near Salt Lake City.

Our board examined our mission and identified areas where these funds could best be applied. We continued our work to support gardens where heritage roses are grown and displayed, increased public awareness and education by bringing speakers to the NYC Conference, and added to our virtual library of rose publications readily accessible to all.

We gave \$10,000 to the American Rose Center for critical infrastructure upgrades and replacement heritage roses for the "Fourth Circle Garden" at the American Rose Center in Shreveport, Louisiana. The HRF is curator of this collection.

We provided \$2500 to the John Jay Estate in Rye, New York to plant roses appropriate for its period. We will

consult with them on rose selection and care.

We donated \$3000 to the Save the Ramblers project. The project manager, Claude Graves, has directed these funds to hire garden staff to care for the ramblers at the American Rose Center. This continues HRF's support to this important rose preservation effort.

We scanned copies of *Mystery Roses* and the *9th International Heritage Rose Conference Proceedings for Charleston, South Carolina* (October 14–16, 2001), which can be found on our website, [www.heritagrosefoundation.org/resources](http://www.heritagrosefoundation.org/resources). We have already posted past HRF newsletters and articles from many *Rosa Mundi* journals and will continue to build a virtual library of our publications and other rose reference materials to create a valuable resource for rose scholars and enthusiasts alike.

We recently received an additional \$25,000 grant and will ensure that the funds continue to advance our mission and increase awareness, education and preservation of our beloved heritage roses. We are so pleased that our efforts are appreciated and supported. 🌹



Stephen Scanniello and Jay Heritage Center Director Suzanne Clary.



Photo by Shauna Moore

Trinity Church Cemetery and Mausoleum.

## Volunteer Workday in Upper Manhattan

SHAUNA MOORE

On March 28, 2026, there will be a volunteer workday at Trinity Church Cemetery and Mausoleum in NYC. This is a reinvigoration of a formerly annual event previously led by Stephen Scanniello and Malcom Manners. This site was a spot on the tour list for HRF’s 2025 annual conference in NYC. Trinity Church Cemetery and Mausoleum is a significant cultural and historic site in Upper Manhattan and has been an important part of the NYC Heritage Rose District. This past October, HRF trustee Shauna Moore had the opportunity to meet with its director, Daniel Leventino and Kevin McClain, facility coordinator, both of whom were very eager to continue a partnership with us. Our assistance and expertise will help them continue the important tradition of heritage roses at Trinity and in other historic cemeteries while serving the greater community through showcasing the beauty of roses and horticulture in this important historic Cemetery and Mausoleum. If you wish to participate in this event in any capacity please contact Shauna at [shaunaclairmoore@gmail.com](mailto:shaunaclairmoore@gmail.com). 🌹



Photo by Malcolm Manners

The Green Rose at FSC.

## Rose Pruning Party at FSC!

MALCOLM MANNERS

This year’s big pruning party at Florida Southern College is to be Saturday, February 21, starting at 9:00 a.m. and going until we quit. I will be there to lead the event. Everyone is invited—experienced rose experts and utter newbies. If you don’t know how to prune a rose, we’ll teach you! We greatly appreciate the volunteers who show up each year to help with this major effort on the campus. Then of course you are invited back the first couple weeks in April, to see the wonderland of roses that result! I hope to see you there.

915 Frank Lloyd Wright Way, Lakeland, Florida is the entrance to the big parking lot just north of the garden. Park anywhere not specifically marked reserved.

Questions? Contact Pam Smith at [heritagerosefoundation@gmail.com](mailto:heritagerosefoundation@gmail.com). 🌹

## Rose Pruning Party at ARC!

PAM SMITH

On February 21, join us at the American Rose Center in Shreveport, Louisiana, to prune the heritage roses in the “Fourth Circle Garden.”

Pruning is much more fun when done as a team of old and new rose friends.

Questions? Contact Pam Smith at [heritagerosefoundation@gmail.com](mailto:heritagerosefoundation@gmail.com). 🌹



# Heritage Rose Foundation

Presents our  
2026 Conference

SAVE  
THE  
DATE

MAY 1-3, 2026

Join us in Tyler, Texas  
The “Rose Capital of America”  
Learn about Heritage Roses  
Great speakers and lots of roses!  
[heritagerosefoundation.org](http://heritagerosefoundation.org)

## Join Us in Texas!

ANITA CLEVENGER

Texas is the legendary home of the Texas Rose Rustlers and the place where thousands of wholesale roses are grown. Come join us in Tyler, Texas, for a very affordable three-day conference on May 1–3. Friday’s keynote speaker is Greg Grant, co-author of *The Rose Rustlers* and the Smith County horticulturist for the Texas A&M Agrilife Extension Service in Tyler, Texas. The conference will begin with a visit to Certified Nursery. On Saturday, we will spend time in the Tyler Rose Garden where you will have a chance to tour the

garden, learn about rose propagation from Mike Shoup, get tips on pruning heritage roses from Anita Clevenger and Carolyn Hayward, and visit the Rose Museum. We’ll be inside on Saturday afternoon, with a chance to hear about rose breeding from the Antique Rose Emporium’s Director of Breeding and Production Manager, Andrew Barocco, get an insider’s view of the Cranford Rose Garden from Brooklyn Botanic Garden’s Director of Horticulture, Shauna Moore, and a lively talk by Dee Nash, blogger and podcaster who specializes in gardening in challenging

prairie climates such as Oklahoma and Texas. On Sunday, we'll go by bus to the American Rose Center in Shreveport, Louisiana, where we will have the opportunity to participate in the International Rose Trials, hear about Peggy Martin's favorite roses, and get an update on the Save the Ramblers project from Claude Graves.

We will offer options to attend only in Tyler or Shreveport, or to participate all three days. People

who want to come early or stay late can visit the many nurseries in the area and the botanical gardens, museums and other tourist attractions of the Dallas/Fort Worth area.

Final details are being finalized and registration will be open on our website in mid-January. We think this will be relaxed, fun, beautiful and informative, just what we heritage rose lovers enjoy! 🌹



The author at the Heritage Rose Garden in Tyler, Texas, where the only thing missing is YOU.



"Natchitoches Noisette."



'Souvenir de la Malmaison' with a Green Anole.



"Old Gay Hill Red China."



'Beauty of Rosemawr'.



'Hermosa'.

## Mission Statement

THE HERITAGE ROSE FOUNDATION IS A 501(C)(3) NOT-FOR-PROFIT FOUNDATION WITH THIS MISSION:

- 🌹 To collect and preserve heritage roses and promote their culture.
- 🌹 To establish one or more gardens where heritage roses may be grown and displayed.
- 🌹 To conduct and contract to conduct investigations and research in heritage roses.
- 🌹 To publish and disseminate information and research about heritage roses.
- 🌹 To establish and maintain a library to facilitate investigations and research in heritage roses.
- 🌹 To foster public knowledge and appreciation of heritage roses and their preservation.

### Officers & Trustees

**PRESIDENT**

Mike Shoup  
(Texas)

Carolyn Hayward  
(Texas)

Connie Hilker  
(Virginia)

**1ST VP, MEMBERSHIP**

Pam Smith  
(Texas)

Peggy Rose Martin  
(Louisiana)

**TREASURER**

Art Wade  
(Florida)

Shauna Moore  
(New Jersey)

**2ND VP, PUBLICATIONS**

Anita Clevenger  
(California)

Marijke Peterich  
(Bermuda)

**SECRETARY**

Sharrie Ely  
(Texas)

Maurizio Usai  
(Italy)

Cydney Wade  
(Florida)

**DIRECTOR FOR PUBLIC RELATIONS,****EUROPE**

Etienne Bouret  
(France)

**PARLIAMENTARIAN**

Dr. Malcolm Manners (Florida)

**PRESIDENT EMERITUS**

Stephen Scanniello  
(New Jersey)

### Newsletter Staff

**EDITORS**

Anita Clevenger, Chief Editor  
Dr. Malcolm Manners  
Susan Scott

**DESIGNER**

Dennis Favello

### Contact Us

**GENERAL CORRESPONDENCE**

Mike Shoup, President  
[heritagerosefoundation@gmail.com](mailto:heritagerosefoundation@gmail.com)

**MEMBERSHIP**

Pam Smith  
[heritagerosefoundation@gmail.com](mailto:heritagerosefoundation@gmail.com)

**MAILING ADDRESS**

Heritage Rose Foundation  
c/o Pam Smith  
2317 Greenmeadow Drive  
Carrollton, TX 75006